



Longhe Plastic Machinery Co.,LTD.



SINCE 1988

MANUFACTURERS SPECIALIZING IN GLASS RECYCLING

Longhe Plastic Machinery is an integrated enterprise involved
in research, design, manufacturing, and sales.



Longhe Official Website / Scan QR code with phone



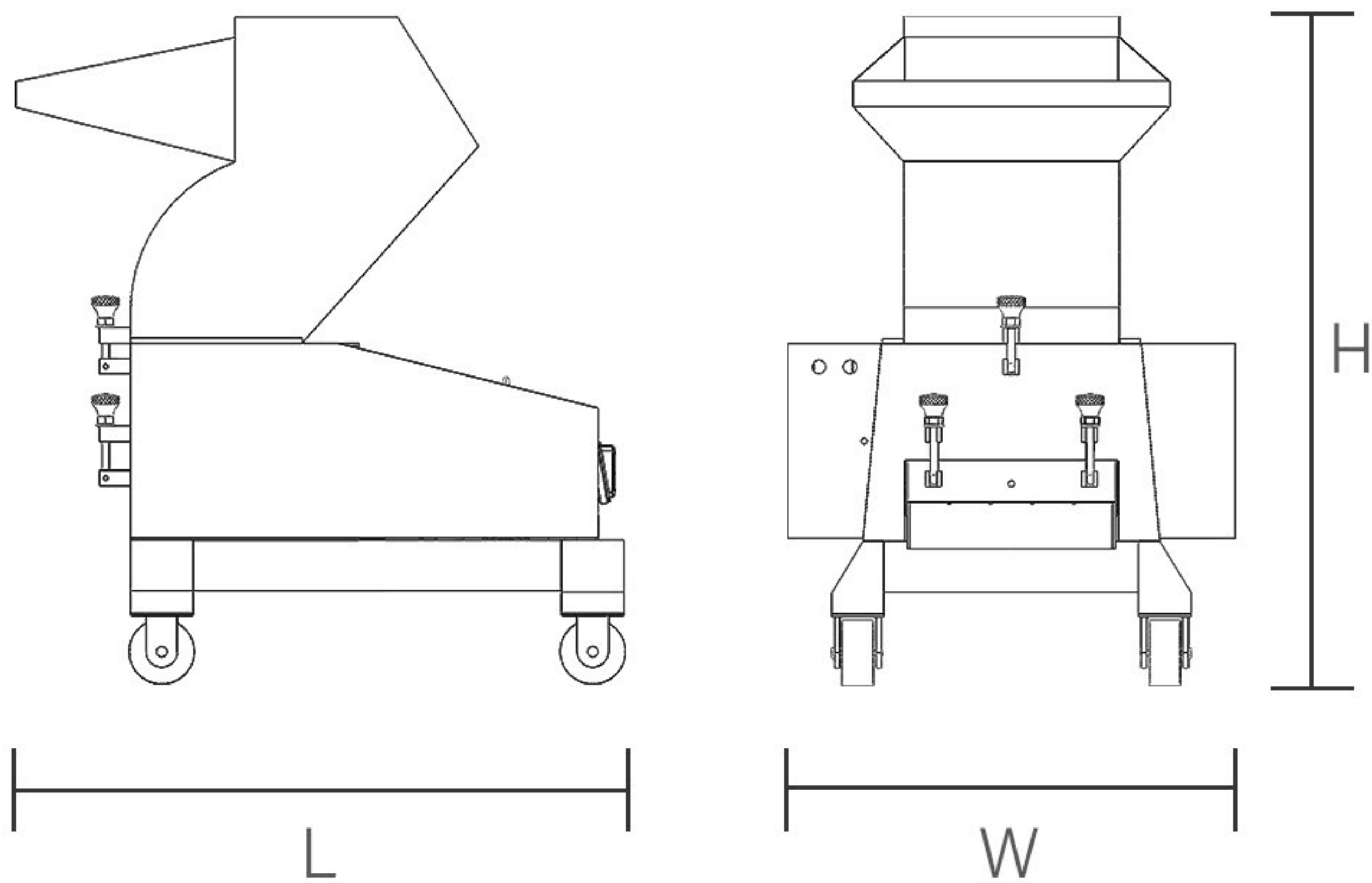
using video

PC MODEL PLASTIC CRUSHER

Can be used in conjunction with a **dust collector**



SCHEMATIC DIAGRAM



Technical parameters (Refer to pages 9 and 12 for large-sized equipment)

model	crushing diameter (mm)	crushing capacity (kg/h)	power (kw)	blade (pieces)	dimensions (L*W*H)mm	weight (kg)	packaging size (L*W*H)mm
PC180A	190*165	30-80	2.2	11	650*530*980	250	670*550*1000
PC230A	210*235	50-110	4	8	750*610*1200	300	770*630*1220
PC300A	310*245	100-250	5.5	11	900*760*1200	450	920*780*1220
PC400A	410*260	200-450	7.5	14	950*860*1300	550	970*880*1320
PC500A	510*285	360-720	11	19	1110*970*1450	750	1120*990*1470
PC600A	610*285	470-870	15	22	1110*1070*1450	950	1120*1090*1470

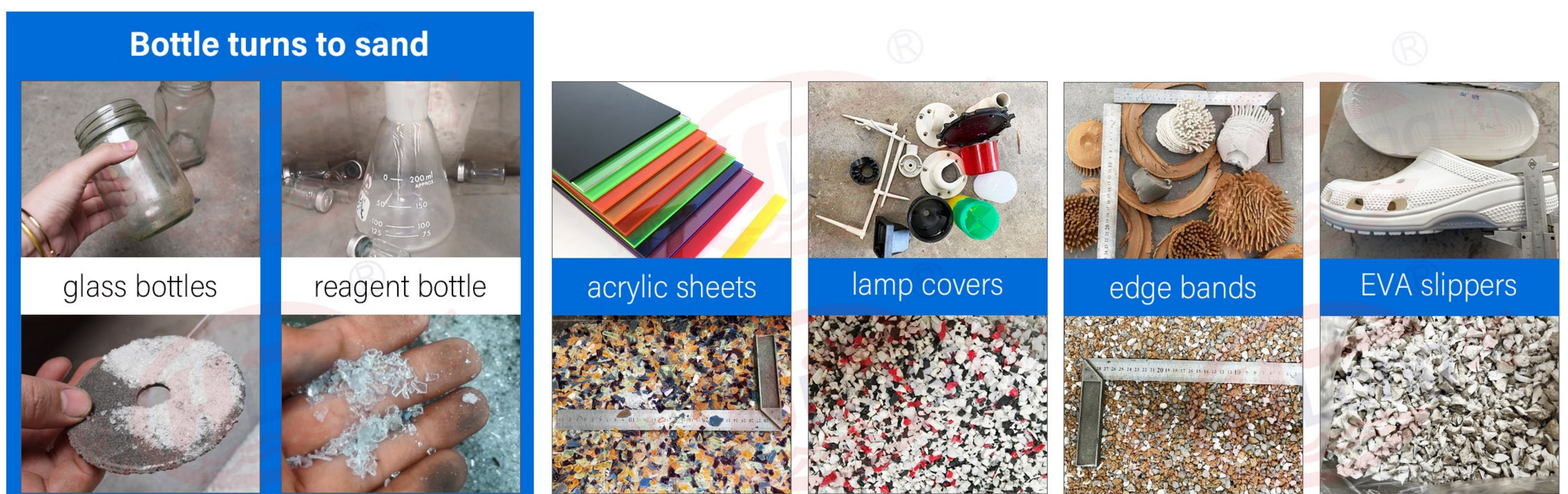
Product introduction

- 1 The blades are made of Japanese imported steel:** Deep heat treatment ensures strength, sharpness, and wear resistance, with a various materials to choose from.
- 2 The large diameter of the crushing chamber:** Reduces the risk of jamming, resulting in an average lifespan of 15 years.
- 3 Triple protection mechanism:** Sealed processing, special discharge outlets, and confidential design extend the lifespan by 5-10 years.
- 4 Machine structure:** Fully welded with reinforced screen mesh frames, increasing pressure resistance by 80%.
- 5 Bearing and oil sealing device:** Heavy-duty bearings and efficient oil sealing ensure stable operation.
- 6 Multi-layer soundproofing:** Triple-layer sound-absorbing materials reduce vibrations and noise by 30%.
- 7 Safety device:** Ensures mechanical injury prevention, increasing safety by 50%.
- 8 Blade adjustment:** Adjustable and retractable, can be sharpened multiple times, ensuring a long lifespan.



Applications

The crusher developed for this model is suitable for materials used in various places, such as red wine bottles, beer bottles, foreign wine bottles, etc.

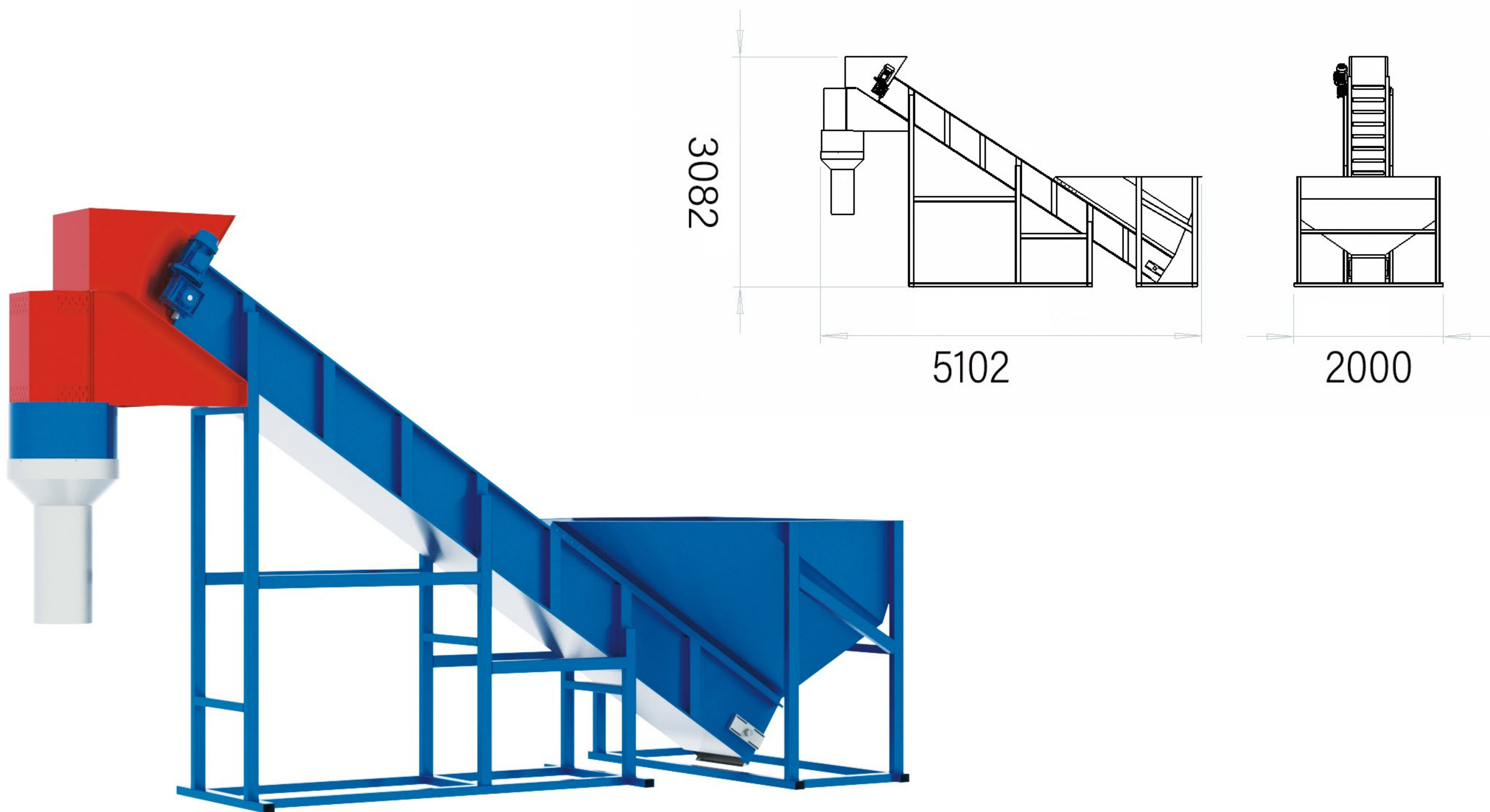




using video

GS1000 LARGE-SCALE GLASS CRUSHER

Can be used in conjunction with a **dust collector** (refer to page 31 for details)



Technical parameters

This series of equipment is designed for recycling glass bottles, offering optional fine sand and volume compression modes. Once processed, the material can be used for golf course maintenance and beach replenishment, making it highly eco-friendly and convenient.

model	GS1000	machine name	glass crusher
Reduction	10:1 max	Motor	3kw
Power	380-440v 50/60hz	Bin	1cbm / 2T max (4000 beer)
Feed capacity	auto feed 2t/ph	Bin size	1cbm (2t max or approx 4000 beer bottles)
production capacity	750 units per second (500ml beer bottles)	Bi-product	sand or cullet (one-hour conversion)

○ Product introduction

- 1 The large diameter of the crushing chamber:** Reduces the risk of jamming, resulting in an average lifespan of 15 years,
- 2 Machine structure:** Fully welded with reinforced screen mesh frames, increasing pressure resistance by 80%.
- 3 Bearing and oil sealing device:** Heavy-duty bearings and efficient oil sealing ensure
- 4 Safety device:** Ensures mechanical injury prevention, increasing safety by 50%.
- 5 Customizable Upgrade:** Pneumatic/Hydraulic control reduces labor by 50%.
- 6 Long-distance transport:** Suitable for various applications.
- 7 Safety device:** Ensures mechanical injury prevention, increasing safety by 50%.

○ Output Size Distribution

- Deck 1: >3.4mm 10%
- Deck 2: 3.4mm - 1.7mm 25%
- Deck 3: 1.7mm - 1.1mm 20%
- Deck 4: 1.1mm - 0.4mm 30%
- Deck 5: < 0.4mm 15%



○ Applications

The GS1000 series equipment is specifically designed for recycling glass bottles and is suitable for processing materials used in various locations, such as red wine bottles, beer bottles, imported wine bottles, etc.



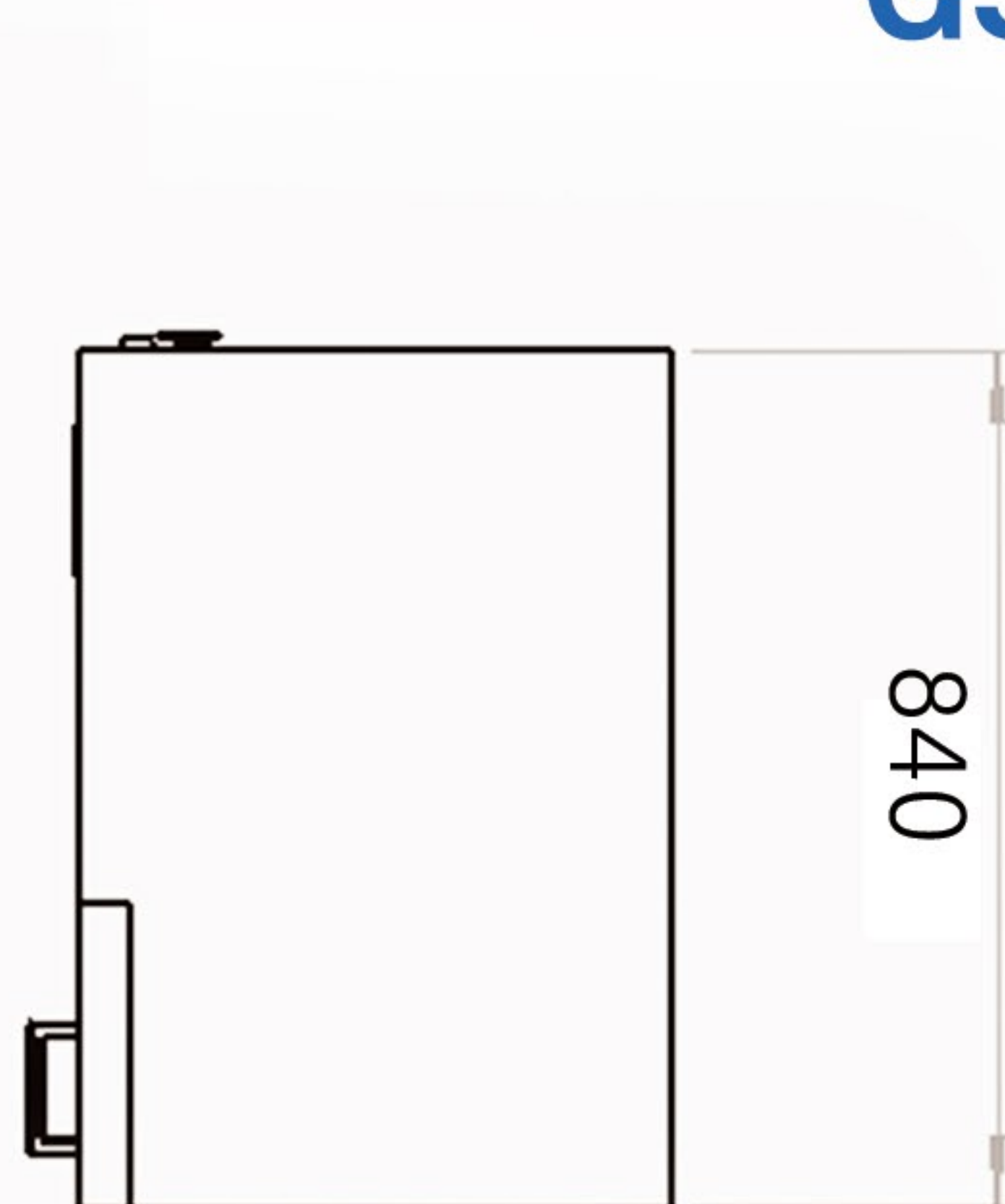



using video

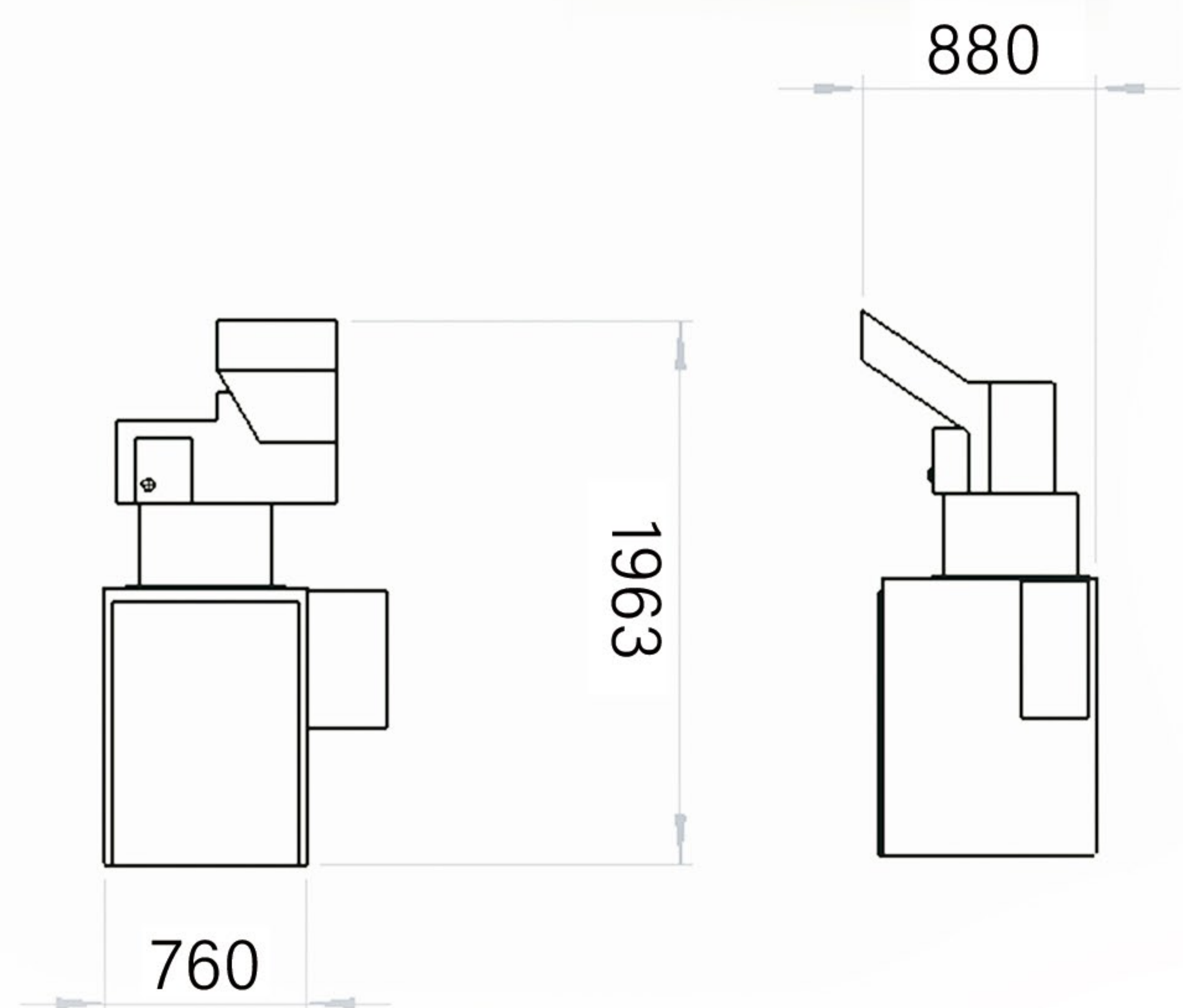
GS MODEL GLASS CRUSHER

Can be used in conjunction with a **dust collector** (refer to page 31 for details)

GS100



GS500



Technical Specifications

model	blade(pcs)	motor(kw)	Voltage	dimensions (L*W*H)mm	weight (kg)	packaging size (L*W*H)mm
GS100	3	1.5	220v,1-phase,50Hz	840*590*600	120	860*610*620
GS500	4	3	220v,1-phase,50Hz	760*880*1963	240	780*900*1983

Product introduction

GS100

- 1 Reduces glass bottle volume by up to **85%**
- 2 Crushes bottles up to **4" diameter** and **14" height**
- 3 **4-gallon** bucket holds approx. **43 lbs**, easy front-door access
- 4 Compact size fits under bar or service station
- 5 Crushes bottles in seconds, noise similar to a standard blender
- 6 Durable **stainless steel body**, easy to clean

GS500

- 1 Crushes up to **50 bottles in under 1 minutes**
- 2 Reduces glass volume by **80%**
- 3 Crushed glass collected in **120L waste bin**
- 4 Built-in **dust extraction and filter system**
- 5 **Compact footprint**, ideal for small venues
- 6 **Quick installation**, few moving parts for reliable long-term use
- 7 **Easy to operate**, low maintenance

Applications

The crusher developed for this model is suitable for materials used in various places, such as red wine bottles, beer bottles, foreign wine bottles, etc




used tires



used tires



used tires






using video

DUST COLLECTOR

Our dust collection system pairs seamlessly with any crusher!



○ Functional Introduction

The dust generated during enterprise production affects both the environment and the health of workers. Our company has developed a pulsed dust collection system specifically designed for crushers, which incorporates dual core technologies of high-efficiency filtration and intelligent reverse blowing. It is lightweight, flexible, and easy to operate, widely applicable across multiple industries and locations with dust and smoke pollution, effectively purifying smoke and waste gases through multi-stage filtration without causing secondary pollution.

Fully Enclosed Sound Insulation and Noise Reduction
—— Pulsed Dust Collection System Specifically for Crushers

○ Equipment Features

- 1** Equipped with a **dedicated turbo blower and a branded motor**, the system incorporates an overload protection circuit to prevent motor burnout, ensuring high safety and stable working performance.
- 2** **Intelligent automatic dust cleaning:** The pulse system automatically cleans the filter cartridges at regular intervals, ensuring a more thorough and clean removal of dust from the filter surface, thereby maintaining a constant suction capacity for the dust collector.
- 3** **The filter cartridges are made of imported materials, offering a long service life.** They can capture dust particles as small as 0.3um and provide excellent filtration for wet and sticky dust.
- 4** The purifier incorporates three layers of protective measures against fire hazards and large particle slag inside, enhancing the longevity, safety, and reliability of the purifier.
- 5** Clean air is evenly guided and dispersed through the grille-shaped exhaust outlet, minimizing noise levels.

○ Customer Case (The dust collection system models are customized to match specific crusher models)



PF400 Fabric Crusher Dust Removal System



PY800 Plastic Bottle Shredder Dust Collection System



KTS400 Intelligent Crusher Dust Collection System

○ Applications


It is also widely applied in industries such as chemicals, metal processing, tobacco, glass, pharmaceuticals, food processing, cleanrooms, hospitals, as well as other places with dust and smoke pollution.



tobacco factory



food processing workshop



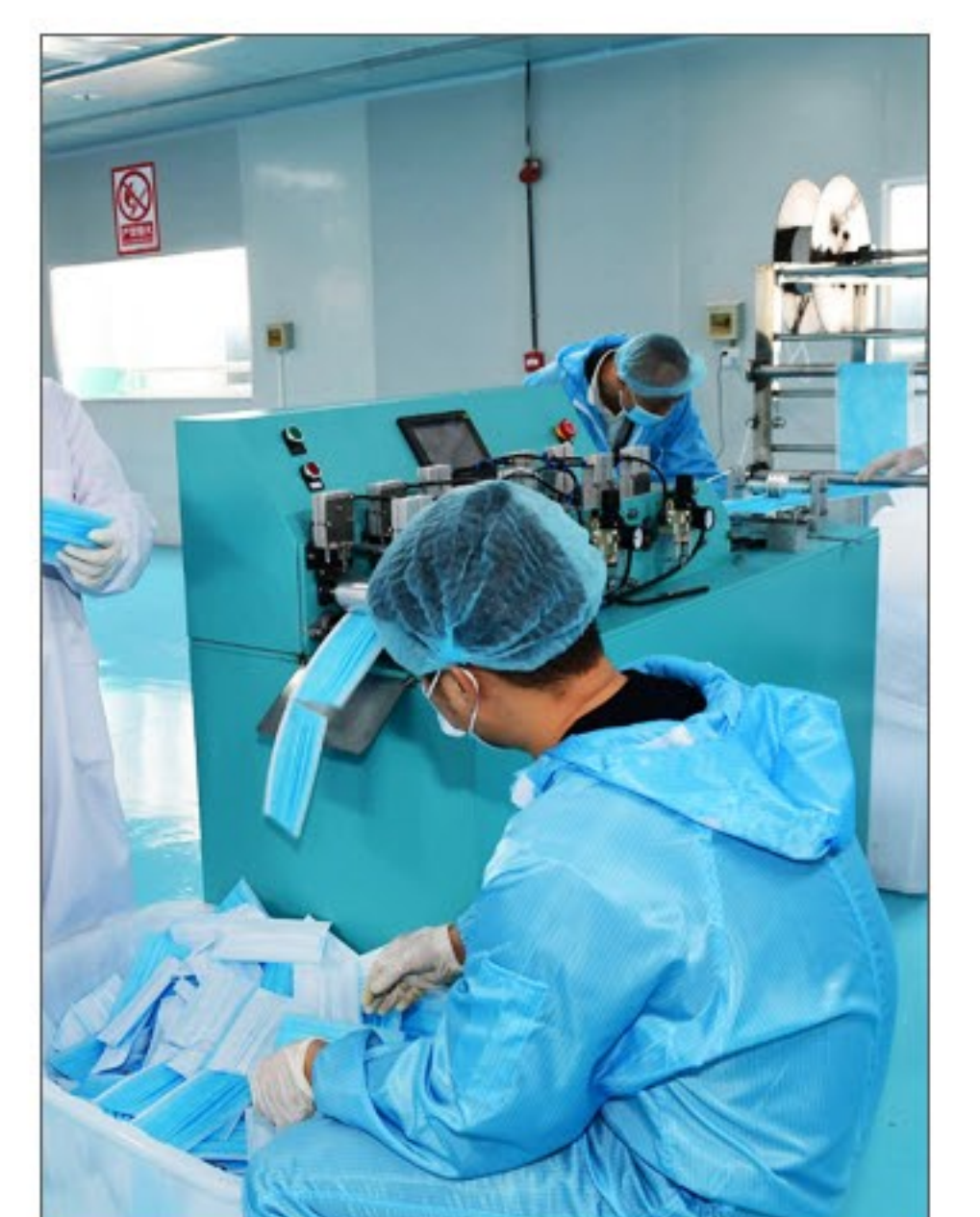
petrochemical plant



metal processing



hospital laboratory



light industry



using video

WR ROUND GLASS VIBRATING SCREEN

【PRODUCT PORTFOLIO】

ACHIEVING FINER AND MORE UNIFORM GLASS GRANULES


【Glass Crusher】




【WR Glass Screening Machine】



Glass bottle



After Crushing



First-Stage
Filtration



Second-Stage
Filtration

○ Product introduction

Meet our all-new glass crusher and vibrating screen combo – built specifically for bottles. It turns used glass into two clean, sorted grain sizes—perfect for reuse.

From bars and concerts to community events, this setup transforms waste into eco-friendly gold. The crushed glass? Ideal for golf course repair or even restoring beach sand. It's 100% recyclable, zero waste, and seriously good for the planet.

○ Product advantages

- 1

Strong Vibratory Force: Utilizes a vibrating motor as the vibration source, causing the material to be thrown and rotate within the sieve, achieving effective grading.
- 2


Automatic Discharge: Material flows automatically from the outlet layer by layer, enabling continuous discharge.
- 3

304 Stainless Steel Plate: Contact parts with product are corrosion-resistant and durable.
- 4

Customizable Screen Mesh Size: Fine screening up to 500 mesh or 0.028mm, filtration as small as 5 microns.
- 5

Large Round Discharge Port: 90° right-angle design for fast discharge without blockage, rotatable to any position.





304 Stainless Steel Chemical Test

200

201

202

301

304-316

○ Technical parameters (Customizable ultrasonic version available)

model	nominal diameter (mm)	screen diameter (mm)	effective screen area (m²)	maximum feed particle size (mm)	screen surface specification (inch)	number of layers (layers)	vibration times (times/min)	power (kw)	weight (kg)	packaging size (L*W*H)mm
WR-400	400	340	0.09	<10	2-325	1-3	1500	0.18	96	480*520*1080
WR-600	600	530	0.22	<10	2-325	1-3	1500	0.25	108	835*720*1040
WR-800	800	720	0.4	<20	2-325	1-3	1500	0.55	150	970*970*1110
WR-1000	1000	900	0.63	<20	2-325	1-3	1500	0.75	210	1120*1120*1250
WR-1200	1200	1100	0.95	<20	2-325	1-3	1500	1.1	330	1330*1330*1300
WR-1500	1500	1400	1.5	<20	2-325	1-3	1500	2.2	480	1530*1530*1600



GLOBAL AFTER-SALES SERVICE FOR PLASTIC EQUIPMENT

maintenance / debugging / installation /
upkeep / parts supply / technical training

Choosing Longhe Machinery, you not only get high-quality plastic equipment but also benefit from our professional technical support and attentive after-sales service

龙河塑机
Chaozhou Longhe Plastic
Machinery Co., Ltd.

COOPERATION • MUTUAL BENEFIT • INNOVATION • DEVELOPMENT

Add: Longsha Industrial Zone Jinshi Chaozhou Guangdong


www.cnhlong.com

www.hlongcrusher.com

E-mail: cnhlong@cnhlong.com

 Search: "LONGHE-plastic machine"

 Search: "@longhe_Plastic_machinery"

  Tel: +86 18925132464